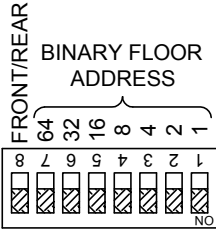
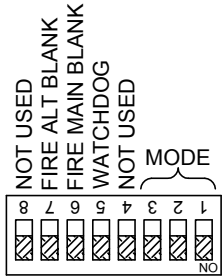


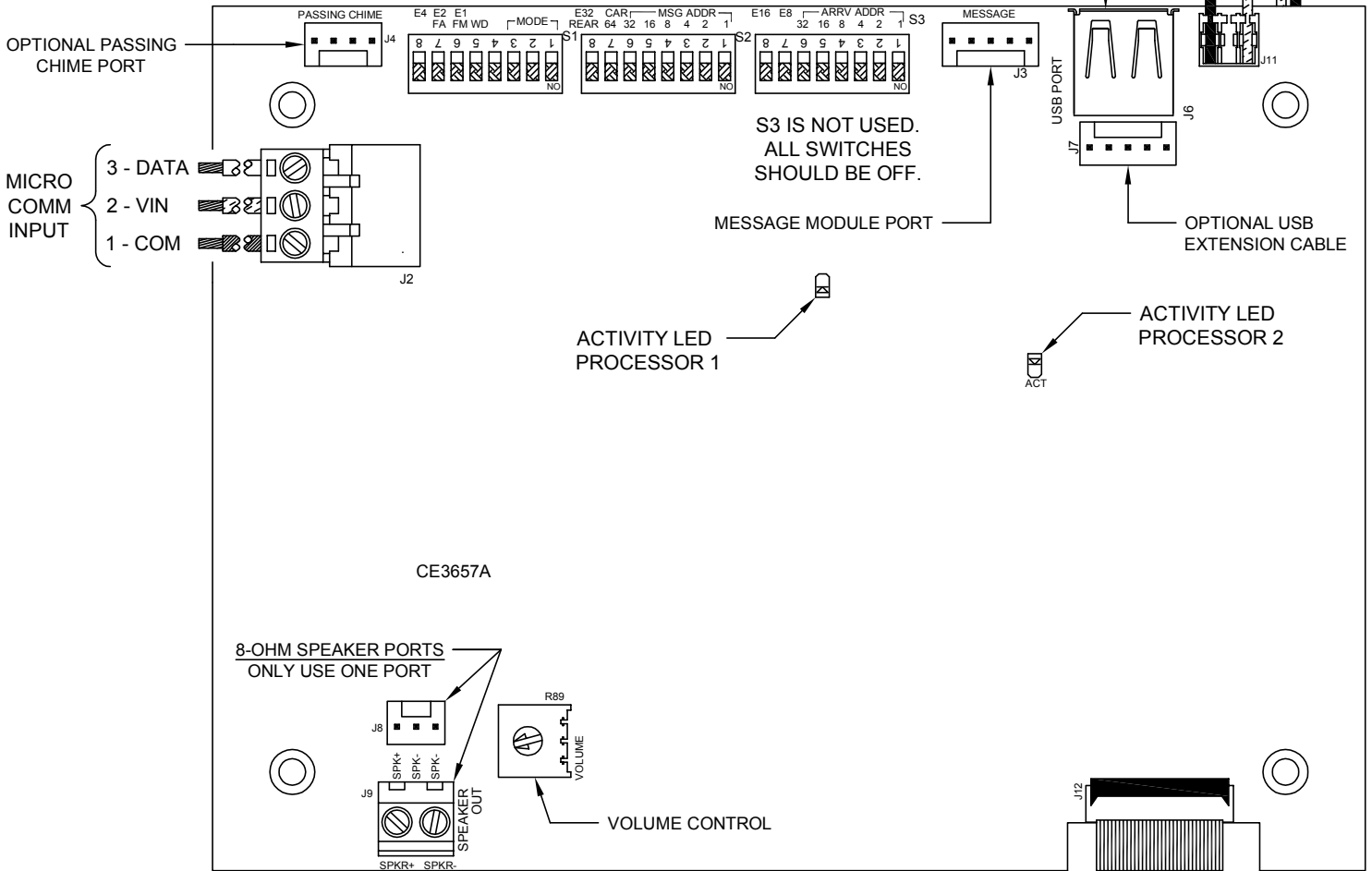
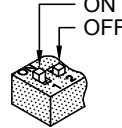
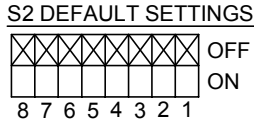
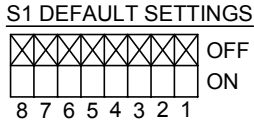
EMN57-BXX

JOB# _____

NOTE: TYPICAL
CURRENT DRAW IS
350 mA at 24 VDC



DS1	DS2	DS3	S1 MODE FUNCTIONS
OFF	OFF	OFF	NORMAL OPERATION
ON	OFF	OFF	DISPLAY TEST MODE
ON	ON	OFF	AUDIO / UNIT TEST MODE



DIP SWITCH S2 - Switches 1 - 7 set the floor number of the unit

DS7 (64)	DS6 (32)	DS5 (16)	DS4 (8)	DS3 (4)	DS2 (2)	DS1 (1)	FLOOR NUMBER OF THIS UNIT
0	0	0	0	0	0	0	CAR UNIT
0	0	0	0	0	0	1	FLOOR NO. 1
0	0	0	0	0	1	0	FLOOR NO. 2
0	0	0	0	0	1	1	FLOOR NO. 3
0	0	0	0	1	0	0	FLOOR NO. 4
0	0	0	0	1	0	1	FLOOR NO. 5
:	:	:	:	:	:	:	:
:	:	:	:	:	:	:	:
1	1	1	1	1	0	1	FLOOR NO. 125
1	1	1	1	1	1	0	FLOOR NO. 126
1	1	1	1	1	1	1	IN CAR UNIT

CE3657 ___ ARM CODE VERSION _____
 DESIGN VERSION _____
 AUDIO VERSION _____
 CRCG _____
 CRCA _____
 OCDL CRC _____
 ODAA CRC _____

DIP SWITCH S2 - Switch 8 sets the unit as front or rear.
 DS8 OFF - Front Unit DS8 ON - Rear Unit

DATE DRAWN: 04/01/13	DRAWN BY: DAC	REQUESTED BY: TE	C.E. ELECTRONICS, INC. 2107 Industrial Drive Bryan, Ohio 43506 (419) 636-6705
BOARD NUMBER: 3657	LAST DATE REVISED: -	APPROVED BY:	
PRODUCT: EMN57-BXX 5.7" UNIBOARD TFT RA MICRO COMM	DWG. NO. XMN57_01	REV. -	